

School Data Position Statement - v1 Provisional



School Name: Rugby Free Primary School

2038

Context 2023

	Consortium: 11		Warwickshire (Primary Phase) 2023	National (Primary Phase) 2023
	School 2023	Consortium 2023		
Numbers on Roll ¹	421	5,368	47,403	4,647,851
% FSM eligible ¹	10.7%	22.7%	21.5%	24.0%
% SEND: SEN Support ¹	15.9%	11.8%	13.3%	13.5%
% SEND: EHCP ¹	1.9%	2.1%	2.2%	2.5%
% Disadvantaged pupils ²	12.6%	22.8%	21.6%	n/a

EYFSP: Percentage of pupils awarded expected

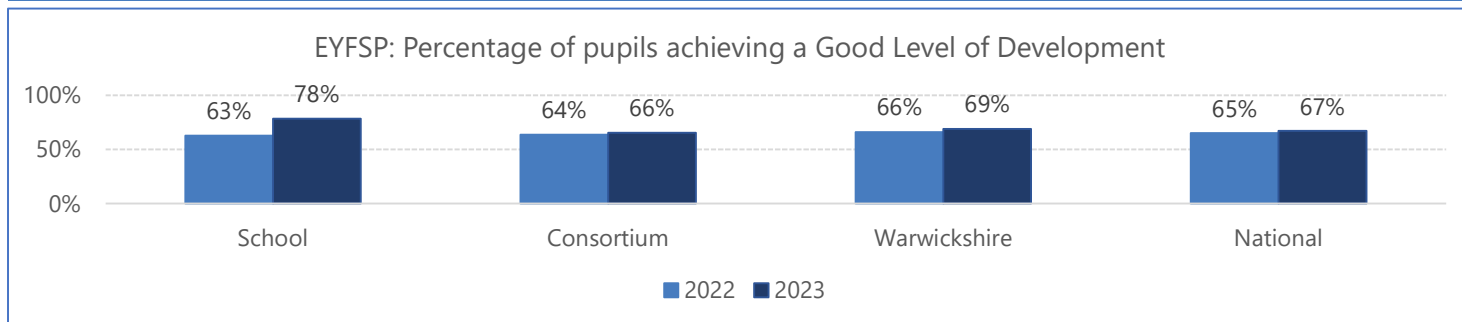
	School		Consortium		Warwickshire		National	
	2022	2023	2022	2023	2022	2023	2022	2023
Total Eligible Pupils	59	60	639	723	6367	6640	n/a	n/a
Good Level of Development (GLD) ³	63%	78%	64%	66%	66%	69%	65%	67%

Prime Learning Goals	Communication and Languages	90%	83%	78%	75%	80%	81%	80%	80%
	Listening, Attention and Understanding	90%	85%	80%	78%	82%	83%	82%	82%
	Speaking	95%	90%	80%	79%	83%	85%	83%	83%
	Personal, Social and Emotional Development	88%	92%	84%	80%	83%	84%	83%	83%
	Self-Regulation	92%	93%	85%	84%	85%	86%	85%	85%
	Managing Self	92%	100%	88%	87%	87%	88%	87%	87%
	Building Relationships	92%	98%	89%	87%	88%	89%	89%	88%
	Physical Development	97%	97%	85%	83%	85%	86%	85%	85%
	Gross Motor Skills	100%	97%	93%	93%	92%	93%	92%	92%
	Fine Motor Skills	97%	97%	87%	85%	86%	87%	86%	86%

Specific Learning Goals	Literacy	66%	80%	67%	67%	69%	71%	68%	70%
	Comprehension	83%	83%	78%	77%	81%	82%	80%	81%
	Word Reading	69%	92%	74%	74%	76%	77%	75%	76%
	Writing	73%	83%	70%	68%	70%	73%	69%	71%
	Mathematics	86%	88%	76%	78%	77%	79%	76%	77%
	Numbers	88%	92%	79%	80%	79%	81%	78%	79%
	Numerical Patterns	86%	88%	76%	78%	78%	80%	77%	78%
	Understanding the World	100%	85%	79%	75%	81%	82%	80%	80%
	Past & Present	100%	85%	79%	77%	82%	84%	82%	82%
	People, Culture & Communities	100%	85%	80%	78%	82%	84%	81%	82%
	The Natural World	100%	92%	84%	84%	86%	88%	85%	85%
	Expressive Arts and Design	100%	97%	84%	82%	85%	87%	85%	85%
	Creating with Materials	100%	97%	87%	86%	88%	89%	87%	88%
Being Imaginative & Expressive	100%	97%	86%	85%	88%	89%	87%	87%	

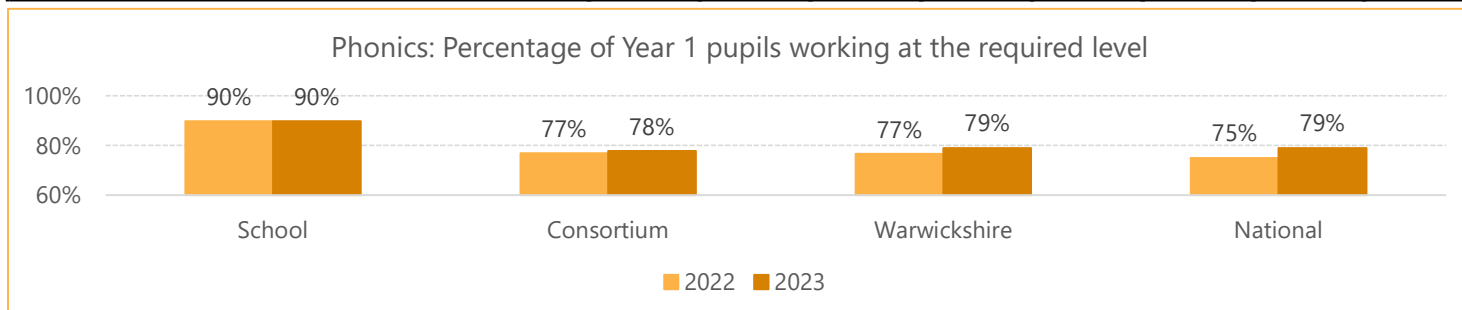
Average Number of Early Learning Goals Achieved	15.6	15.5	13.9	13.8	14.1	14.4	14.1	14.1
---	------	------	------	------	------	------	------	------

EYFSP: Percentage of pupils awarded expected



Phonics: Year 1 - % of pupils Working at (Wa) or Working towards (Wt) required level

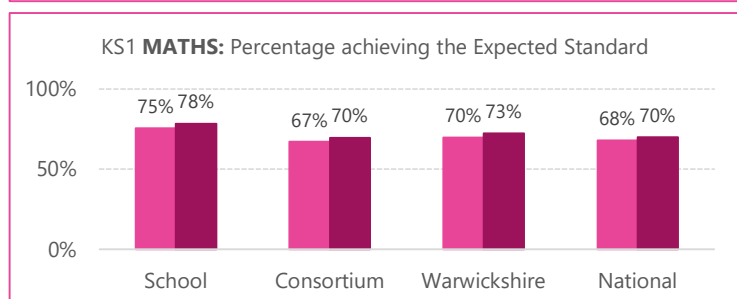
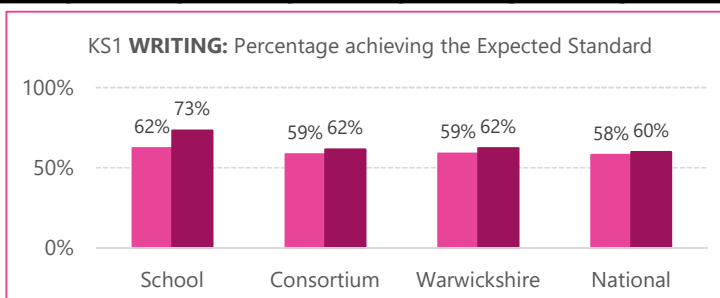
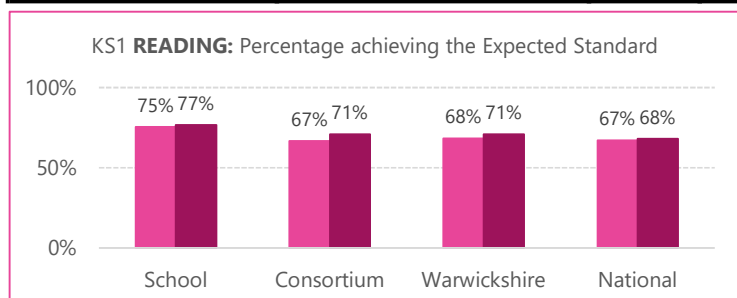
	School		Consortium		Warwickshire		National	
	2022	2023	2022	2023	2022	2023	2022	2023
Year 1 - Total Eligible Pupils	59	59	707	678	6497	6509	n/a	n/a
Year 1 - Working at (Wa) ⁴	90%	90%	77%	78%	77%	79%	75%	79%
Year 1 - Working towards (Wt) ⁴	10%	10%	21%	21%	21%	19%	n/a	n/a



Key Stage 1: Percentage of pupils achieving

	School		Consortium		Warwickshire		National	
	2022	2023	2022	2023	2022	2023	2022	2023
Total Eligible Pupils	61	60	735	730	6528	6670	n/a	n/a

Expected Standard and above	Reading	75%	77%	67%	71%	68%	71%	67%	68%
	Writing	62%	73%	59%	62%	59%	62%	58%	60%
	Maths	75%	78%	67%	70%	70%	73%	68%	70%
	Science	82%	78%	76%	79%	79%	80%	77%	79%



■ 2022 ■ 2023

Key Stage 2: Percentage of pupils achieving

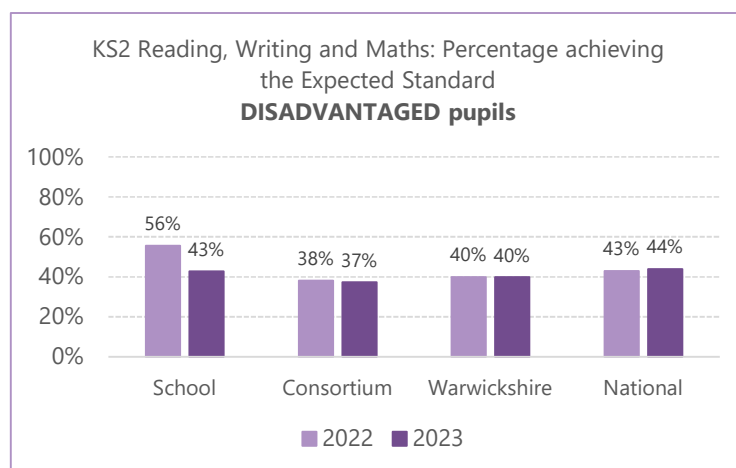
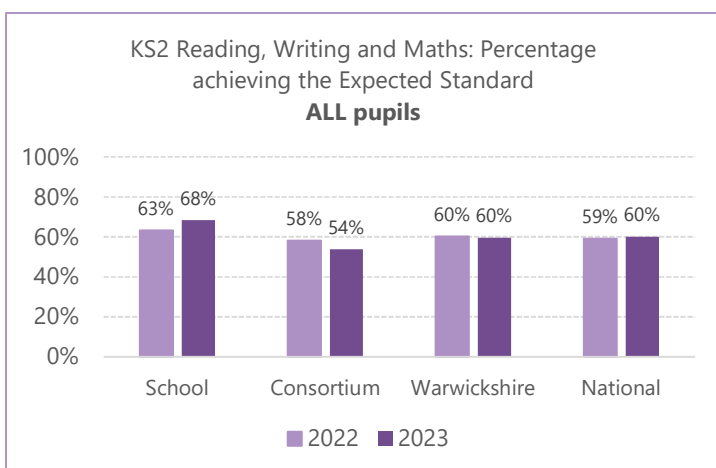
	School		Consortium		Warwickshire		National	
	2022	2023	2022	2023	2022	2023	2022	2023
Total Eligible Pupils	60	60	773	747	6803	6920	n/a	n/a
Total Eligible Disadvantaged Pupils	9	7	207	222	1658	1752	n/a	n/a

Expected Standard and above (ALL pupils)	Reading	88%	85%	74%	70%	76%	73%	75%	73%
	Writing	68%	72%	71%	70%	72%	73%	70%	72%
	Maths	83%	85%	70%	68%	71%	72%	72%	73%
	Science	75%	82%	79%	78%	80%	81%	79%	n/a
	GPS	85%	90%	72%	70%	74%	73%	73%	72%
	RWM	63%	68%	58%	54%	60%	60%	59%	60%

Average Scaled Scores (ALL pupils)	Reading	107	108	104	104	105	105	105	105
	Maths	107	108	103	103	104	104	104	104
	GPS	109	109	104	104	105	105	105	105

Expected Standard and above (Disadvantaged pupils)	Reading	78%	71%	57%	57%	60%	58%	62%	60%
	Writing	67%	57%	53%	59%	54%	57%	55%	58%
	Maths	67%	71%	52%	51%	52%	52%	56%	59%
	Science	56%	86%	65%	68%	63%	65%	66%	n/a
	GPS	67%	86%	55%	54%	58%	56%	59%	59%
	RWM	56%	43%	38%	37%	40%	40%	43%	44%

Average Scaled Scores (Disadvantaged pupils)	Reading	106	105	101	102	102	102	102	103
	Maths	104	101	100	99	100	100	101	101
	GPS	105	105	101	100	102	101	102	102



All 2023 data is PROVISIONAL

Please use caution drawing any conclusions from the data where eligible pupil numbers are small. Percentages will be significantly influenced by small cohorts of pupils.

Source: EYFSP, Phonics and KS1 – From schools during the statutory June/July collections

Source: KS2 data – First release by the DfE (via PAG) on July 11th 2023

1: Context data extracted from 2023 January School Census collections

2: Source: DfE - June 2023 pupil premium release (excludes service children)

3: GLD: Awarded at least expected in all prime, literacy and mathematics goals

4: Phonics: Wt is working towards required standard; Wa is working at or above required standard. Pass mark is 32 out of 40

5: All 2023 National data is provisional and taken from NEXUS a Local Authority system used by all Local Authorities